

# Volunteer Registration

**MADISON**



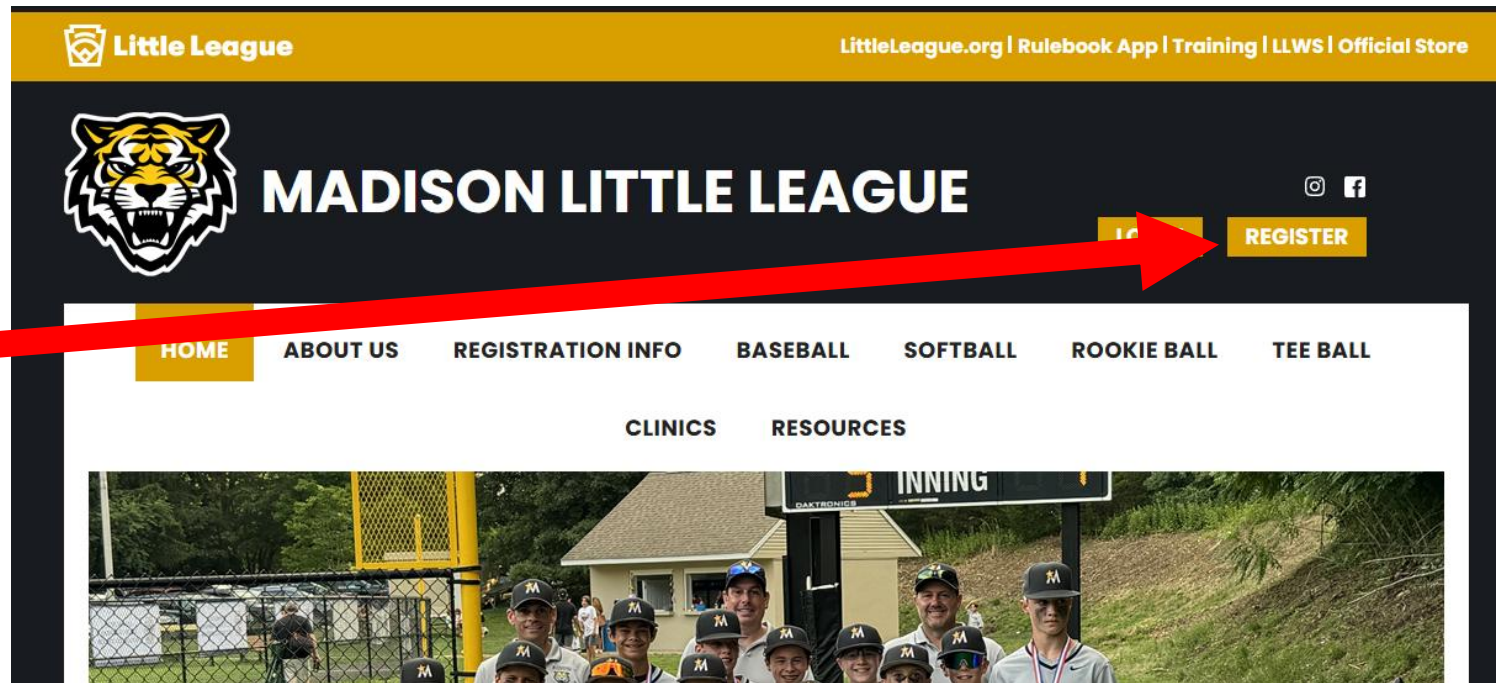
**LITTLE  
LEAGUE**

Some guidance and tips for registering as a coach or non-coaching volunteer on the Madison Little League (MLL), Sports Connect, website.

# Sports Connect Account

Step One: If you are new to MLL or Sports Connect, create or (or update) a Sports Connect account.


Click the “Register” button to start the account creation/update process. Enter the desired email address and follow the prompts.



# Go to the User Account Dashboard

Step Two: Once logged in to the website, go to “My Account”.

Click the “My Account” button to access the user dashboard.



# Register as a Volunteer

Step Three: Once at the user account dashboard, register as a volunteer. There are 2 ways to view available volunteer roles.

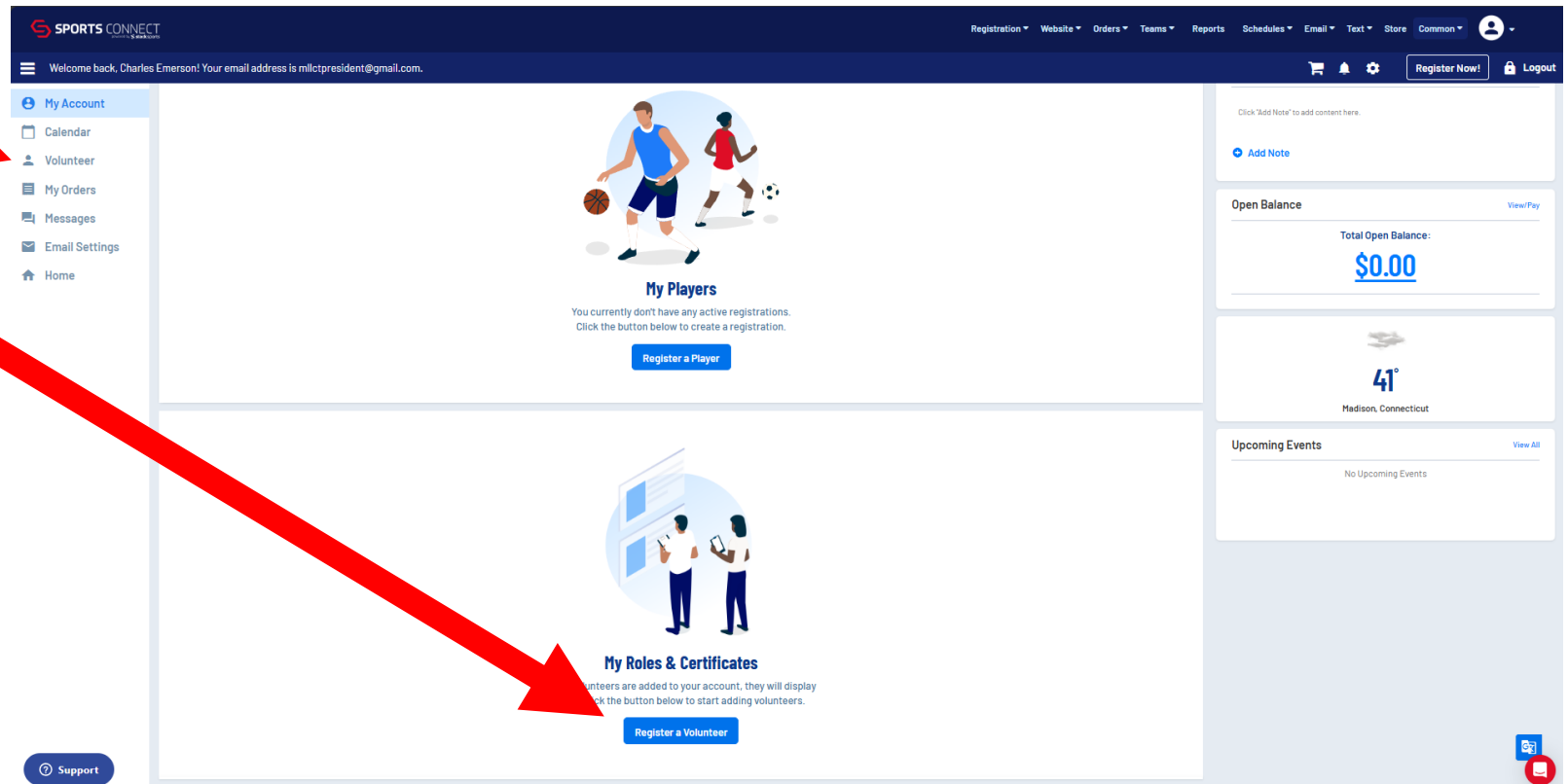
Option 1: Click on “volunteer” on the left menu of options.

Option 2: Scroll down and click on “Register a Volunteer”.

## Other ways to register....

Option 3: You will be offered the opportunity to register as a volunteer when registering a player.

Option 4: Click on “Registration Info” on the MLL website homepage and follow registration prompts.



# Important Notes and Tips

- Please register for **all** the coaching roles you are interested in. For example, if you would like to be the manager of a teeball team, an assistant coach of a softball minors team, and/or an assistant coach of a majors baseball team... you must register for all 3 volunteer roles.
- If you are a volunteer not affiliated with a team or coaching role, such as a general board member or adult umpire, choose any level of baseball or softball and register as a “non-coaching volunteer”.
- **Note:** If you are registered as a coach, assistant coach, or manager, you **do not** also need to register as a “non-coaching volunteer”.

# Questions?

- Please contact Chuck Emerson at [mllctpresident@gmail.com](mailto:mllctpresident@gmail.com) with questions.